

Picture 12
Spray Seat Back - A



Picture 13
Spray Seat Back - B



Picture 14
Spray Student's Seatbelts



Picture 15
Spray Driver's Seat



Picture 16
Use Hand Wipes on
Steering Wheel



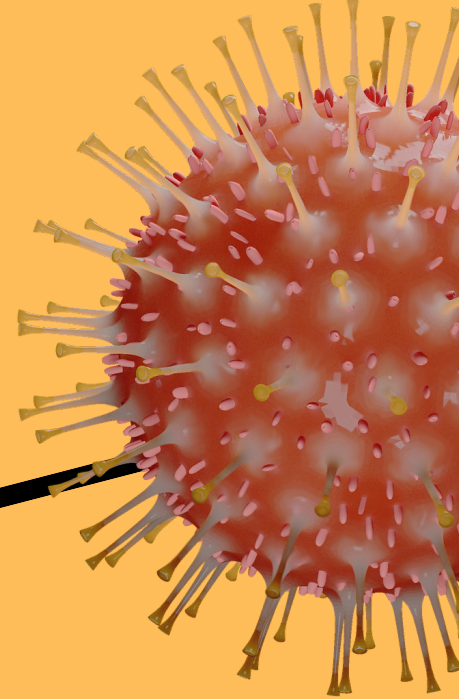
Picture 17
Use Hand Wipes on Control
Panel



Transportation Services

**401 Simpson Road
Kissimmee, FL 34744
407-518-4540**

COVID-19 DAILY SCHOOL BUS CLEANING PROCEDURES




**THE SCHOOL DISTRICT OF
OSCEOLA COUNTY, FL**
Transportation Services

The following procedures shall be performed daily as part of the AM and PM Pre-Trip and Post-Trip Inspections by ALL drivers on SDOC school buses:

STEP - 1

To be performed prior to departing from parking location

- Open front and rear roof hatches to allow for air flow. (See pictures 1, 2, 3)
- For air flow during inclement weather, open every-other-passenger window on both sides of the bus. **DO NOT OPEN ROOF HATCHES!**
- Remove/wipe off any excess spray on ALL student seats (top, bottom & seatbelts.)



Picture 1
Front Hatch Forward



Picture 2
Rear Hatch Opened
Backward



Picture 3
Both Roof Hatches
Opened


STEP - 2

To be performed between EACH school run prior to first student-stop

- Use disposal wipes to wipe down ALL touch areas, such as:
 1. Dashboard near entrance
 2. Handrail
 3. Top of ALL seatbacks
 4. Hand Sanitizer Dispenser (Picture not shown)
- See Pictures 4, 5, 6, & 7.



Picture 4
Use Disposal Hand
Wipes



Picture 5
Wipe Dashboard at
Entrance



Picture 6
Wipe Handrails



Picture 7
Wipe Seat Top - A


STEP - 3

To be performed at the end of the AM & PM run after returning to parking

- Adjust the sprayer nozzle on the **SDOC APPROVED Spray Disinfectant Cleaner** to a fine mist.
 - Spray ALL student seats (top, bottom, & seat belts) and A/C vents with a mist of **SDOC APPROVED Spray Disinfectant Cleaner**.
 - Spray driver's seat with a mist of **SDOC APPROVED Spray Disinfectant Cleaner**, and wipe control panel and steering wheel with hand wipes.
1. Allow at least 10-minutes for the mist to dry and evaporate from all surfaces.
- See Pictures 8 thru 17.



Picture 8
Wipe Seat Top - B



Picture 9
Spray Z-ZD3 Neutral
Disinfectant on All
Surfaces at End of
AM/PM Runs



Picture 10
Spray Seat Top



Picture 11
Spray Seat Bottom